



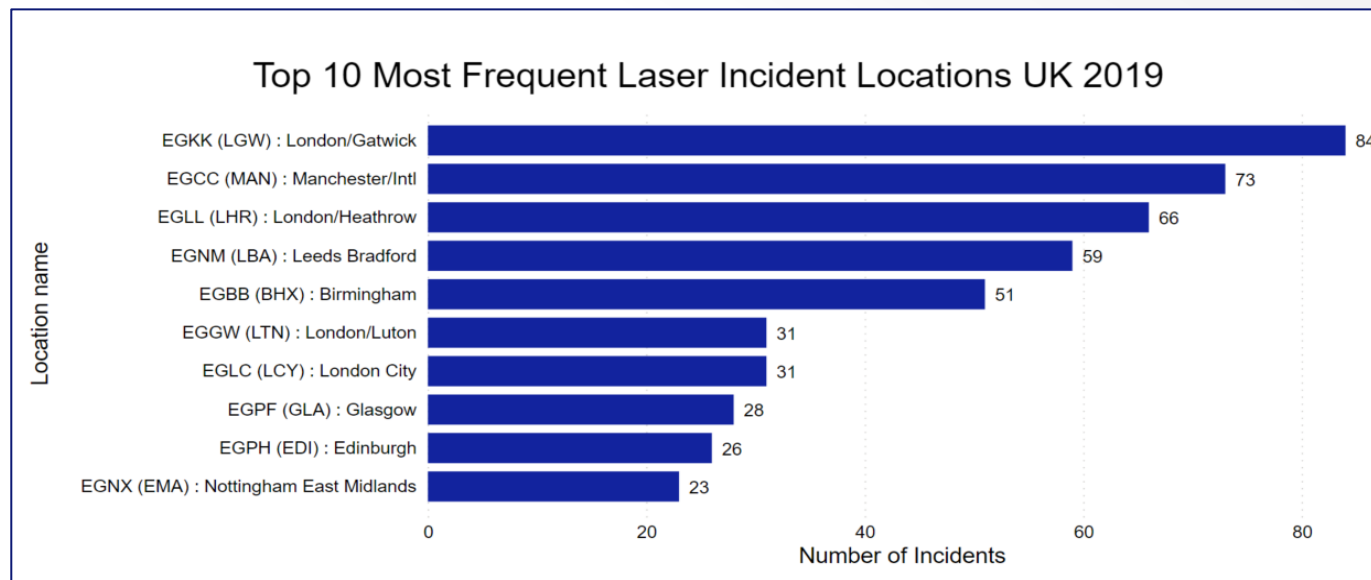
Reported Laser Strike Incident

2019-22

Laser Incident 2019-22

- Data extracted on 07/08/2023 – Records complete for the years 2019, 2020, 2021 and 2022.
- The data covers the number of laser incidents in the top 10 most frequent locations throughout the year, as well as the total number of laser incidents for both in the UK airspace and UK operators Overseas.

UK Laser Incident 2019



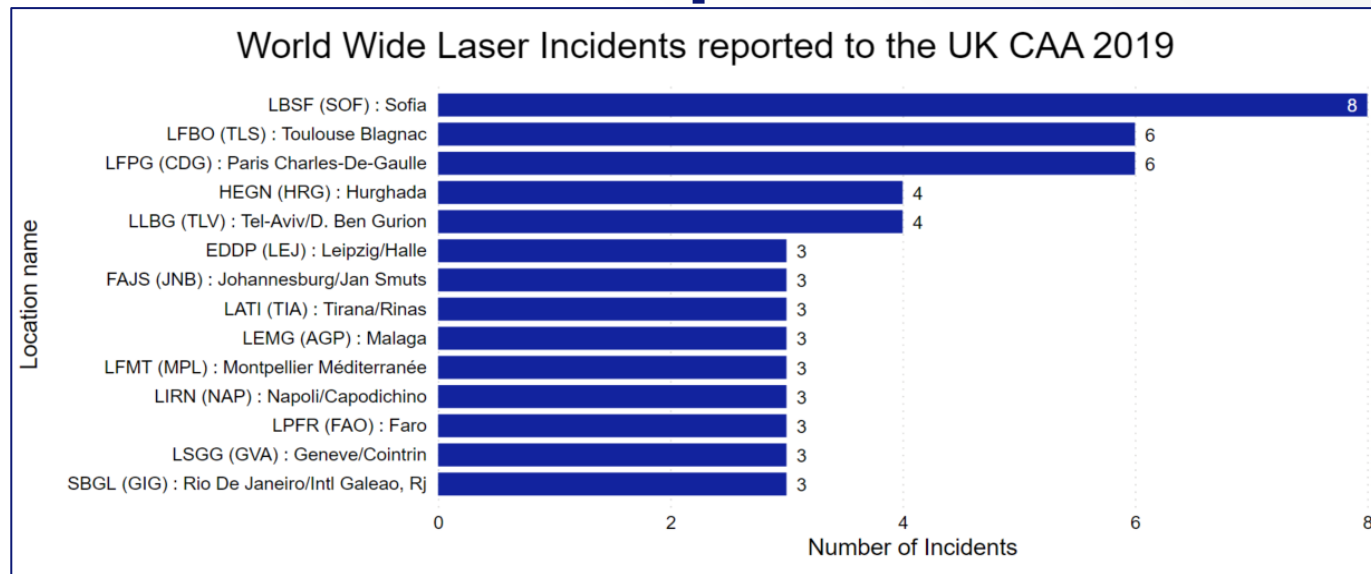
Monthly Breakdown of the Most Frequent Laser Incident Locations UK 2019

| Location name | January | February | March | April | May | June | July | August | September | October | November | December | Total |
|---------------------------------------|---------|----------|-------|-------|-----|------|------|--------|-----------|---------|----------|----------|-------|
| EGKK (LGW) : London/Gatwick | 2 | | 2 | 4 | 17 | 6 | 16 | 12 | 10 | 8 | 1 | 6 | 84 |
| EGCC (MAN) : Manchester/Intl | 4 | 6 | 5 | 7 | 4 | 5 | 2 | 13 | 6 | 11 | 5 | 5 | 73 |
| EGLL (LHR) : London/Heathrow | 2 | 9 | 6 | 2 | 7 | | 6 | 13 | 6 | 5 | 3 | 7 | 66 |
| EGNM (LBA) : Leeds Bradford | 2 | 3 | 1 | | 3 | 5 | 5 | 29 | 6 | 1 | 3 | 1 | 59 |
| EGBB (BHX) : Birmingham | 3 | 3 | 1 | 4 | 6 | 2 | 6 | 7 | 6 | 7 | 2 | 4 | 51 |
| EGGW (LTN) : London/Luton | 3 | 2 | 1 | 4 | 5 | | 5 | 1 | 5 | 2 | 1 | 2 | 31 |
| EGLC (LCY) : London City | 1 | 4 | | 2 | 1 | 1 | | 1 | 4 | 9 | 5 | 3 | 31 |
| EGPF (GLA) : Glasgow | 2 | 1 | 1 | 4 | 2 | 2 | 1 | 3 | 2 | 2 | 3 | 5 | 28 |
| EGPH (EDI) : Edinburgh | 1 | 2 | 10 | 3 | 1 | | 1 | 1 | 2 | 4 | | 1 | 26 |
| EGNX (EMA) : Nottingham East Midlands | 8 | 1 | 3 | 3 | 1 | 1 | | 4 | 2 | | | | 23 |

Monthly Breakdown of all Laser Incident UK 2019

| January | February | March | April | May | June | July | August | September | October | November | December | Total |
|---------|----------|-------|-------|-----|------|------|--------|-----------|---------|----------|----------|-------|
| 67 | 76 | 73 | 57 | 80 | 57 | 93 | 151 | 105 | 90 | 59 | 85 | 993 |

World Wide Laser Incidents reported to UK CAA 2019



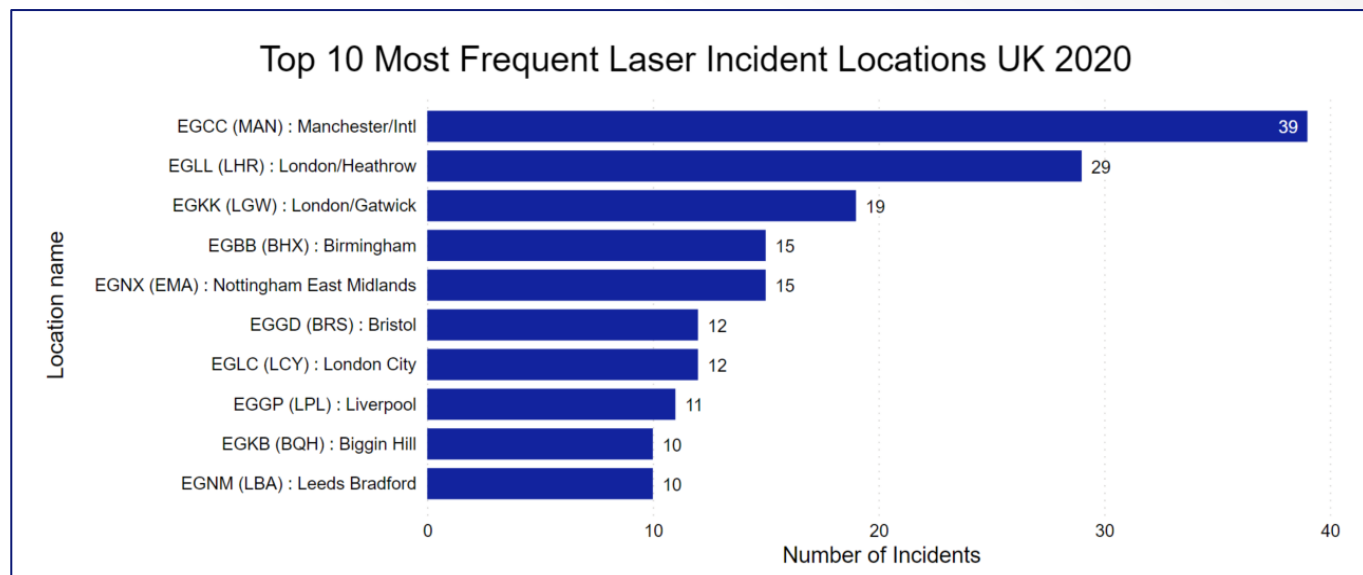
Monthly Breakdown of the Most Frequent Laser Incident Locations World Wide 2019

| Location name | January | February | March | April | May | June | July | August | September | October | November | December | Total |
|---------------------------------------|---------|----------|-------|-------|-----|------|------|--------|-----------|---------|----------|----------|-------|
| LBSF (SOF) : Sofia | | 1 | 6 | 1 | | | | | | | | | 8 |
| LFPG (CDG) : Paris Charles-De-Gaulle | | | 2 | | | 1 | | 2 | | | | 2 | 7 |
| LFBO (TLS) : Toulouse Blagnac | 1 | | | 2 | | 1 | | | 1 | | 1 | | 6 |
| HEGN (HRG) : Hurghada | | | | | 1 | | 1 | 2 | | | | | 4 |
| LLBG (TLV) : Tel-Aviv/D. Ben Gurion | | | | | | | | | | 1 | 2 | 1 | 4 |
| LATI (TIA) : Tirana/Rinas | | | 1 | | | | 1 | | | | | 1 | 3 |
| LEMG (AGP) : Malaga | | | | | | | 1 | | 2 | | | | 3 |
| LFMT (MPL) : Montpellier Méditerranée | | | | | | | 1 | | 2 | | | | 3 |
| LIRN (NAP) : Napoli/Capodichino | | | | | | | | | | 1 | 2 | | 3 |
| LPFR (FAO) : Faro | | | | | 1 | | | | 2 | | | | 3 |

Monthly Breakdown of World Wide Laser Incident 2019

| January | February | March | April | May | June | July | August | September | October | November | December | Total |
|---------|----------|-------|-------|-----|------|------|--------|-----------|---------|----------|----------|-------|
| 8 | 15 | 9 | 5 | 11 | 16 | 18 | 24 | 24 | 36 | 12 | 9 | 187 |

UK Laser Incident 2020



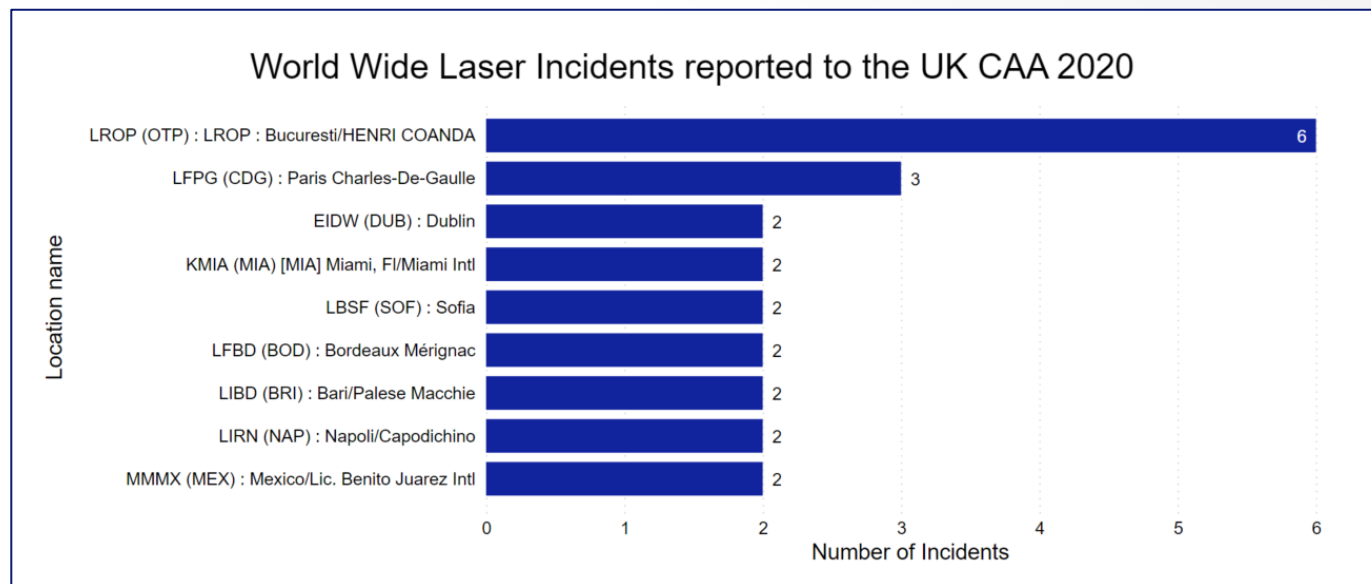
Monthly Breakdown of the Most Frequent Laser Incident Locations UK 2020

| Location name | January | February | March | April | May | June | August | September | October | November | December | Total |
|---------------------------------------|---------|----------|-------|-------|-----|------|--------|-----------|---------|----------|----------|-------|
| EGCC (MAN) : Manchester/Intl | 5 | 7 | 3 | | | | 5 | 8 | 5 | 4 | 2 | 39 |
| EGLL (LHR) : London/Heathrow | 5 | 5 | 2 | 1 | 1 | | 3 | 3 | 3 | 3 | 3 | 29 |
| EGKK (LGW) : London/Gatwick | | 2 | 2 | | | | 6 | 4 | 3 | | 2 | 19 |
| EGBB (BHX) : Birmingham | 6 | 1 | 5 | 2 | | | | | | | 1 | 15 |
| EGNX (EMA) : Nottingham East Midlands | 2 | 1 | 2 | | 2 | 1 | 1 | 3 | | 2 | 1 | 15 |
| EGGD (BRS) : Bristol | 3 | 2 | 1 | | | | 2 | 2 | 2 | | | 12 |
| EGLC (LCY) : London City | 3 | 5 | 2 | | | | | | 1 | | 1 | 12 |
| EGGP (LPL) : Liverpool | 3 | 2 | 1 | | | | | 1 | 1 | | 3 | 11 |
| EGKB (BQH) : Biggin Hill | | | | | | | | 3 | 1 | 1 | 5 | 10 |
| EGNM (LBA) : Leeds Bradford | 3 | 1 | 1 | | | | | 1 | 4 | | | 10 |

Monthly Breakdown of all Laser Incident UK 2020

| | January | February | March | April | May | June | July | August | September | October | November | December | Total |
|--|---------|----------|-------|-------|-----|------|------|--------|-----------|---------|----------|----------|-------|
| | 65 | 60 | 47 | 15 | 17 | 8 | 30 | 63 | 61 | 49 | 29 | 47 | 491 |

World Wide Laser Incidents reported to UK CAA 2020



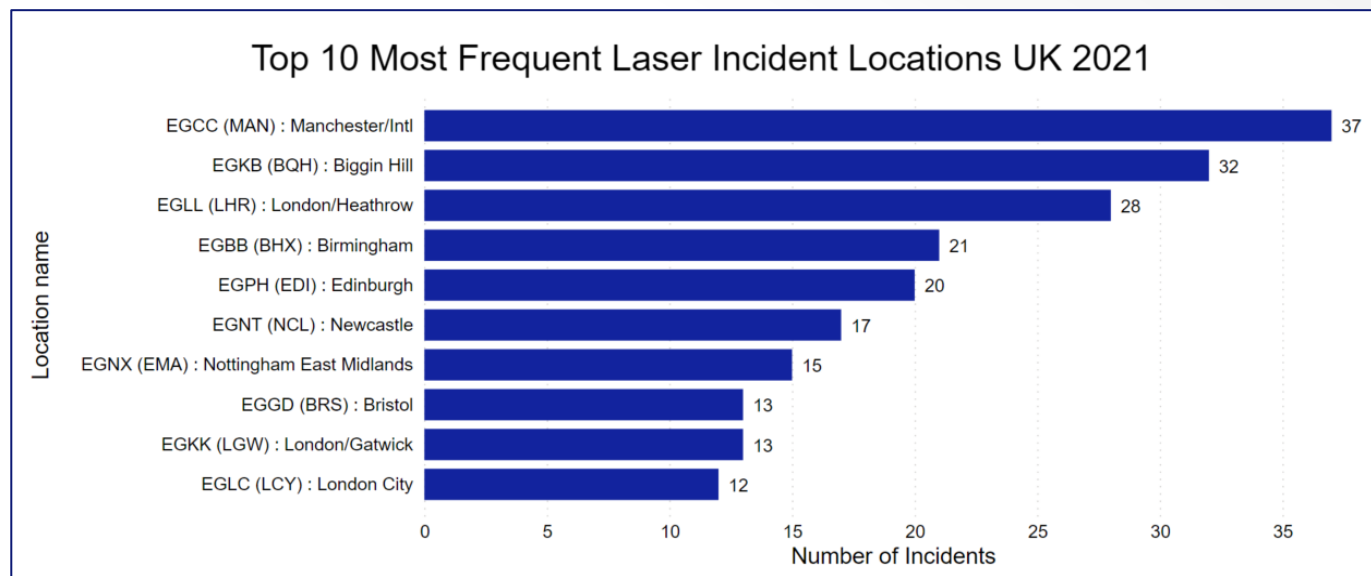
Monthly Breakdown of the Most Frequent Laser Incident Locations World Wide 2020

| Location name | January | February | March | April | June | July | August | September | October | December | Total |
|---|---------|----------|-------|-------|------|------|--------|-----------|---------|----------|-------|
| LROP (OTP) : LROP : Bucuresti/HENRI COANDA | | 1 | | | | 2 | 2 | 1 | | | 6 |
| LBSF (SOF) : Sofia | | | 1 | | | | 2 | | | | 3 |
| LFPG (CDG) : Paris Charles-De-Gaulle | 1 | | | | | | 1 | 1 | | | 3 |
| EGNM (LBA) : Leeds Bradford | 2 | | | | | | | | | | 2 |
| EIDW (DUB) : Dublin | | | | | | | | | 2 | | 2 |
| KMIA (MIA) [MIA] Miami, FI/Miami Intl | | | | | | | | | | 2 | 2 |
| LFBD (BOD) : Bordeaux Mérignac | | | | 1 | | | 1 | | | | 2 |
| LIBD (BRI) : Bari/Palese Macchie | | | | | 1 | | | 1 | | | 2 |
| LIRN (NAP) : Napoli/Capodichino | 1 | | | | | | | | 1 | | 2 |
| MMMX (MEX) : Mexico/Lic. Benito Juarez Intl | | | 1 | | | | 1 | | | | 2 |

Monthly Breakdown of World Wide Laser Incident 2020

| January | February | March | April | May | June | July | August | September | October | November | December | Total |
|---------|----------|-------|-------|-----|------|------|--------|-----------|---------|----------|----------|-------|
| 7 | 10 | 2 | 3 | 6 | 3 | 6 | 15 | 5 | 11 | 1 | 3 | 72 |

UK Laser Incident 2021



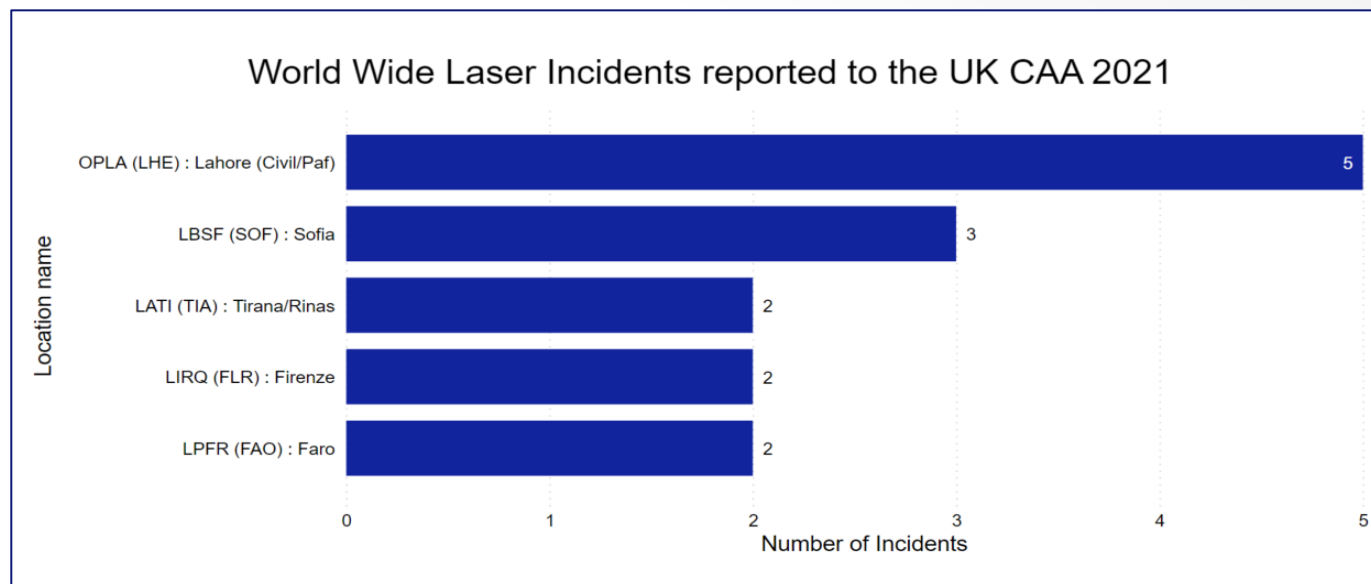
Monthly Breakdown of the Most Frequent Laser Incident Locations UK 2021

| Location name | January | February | March | April | May | June | July | August | September | October | November | December | Total |
|---------------------------------------|---------|----------|-------|-------|-----|------|------|--------|-----------|---------|----------|----------|-------|
| EGCC (MAN) : Manchester/Intl | 1 | | 1 | 1 | | 1 | 2 | 3 | 2 | 12 | 10 | 4 | 37 |
| EGKB (BQH) : Biggin Hill | 1 | 5 | 2 | 1 | 1 | 1 | 1 | 2 | 5 | 9 | 2 | 2 | 32 |
| EGLL (LHR) : London/Heathrow | 2 | 3 | | | | 1 | 3 | 8 | 5 | 5 | 2 | 2 | 28 |
| EGBB (BHX) : Birmingham | | 1 | 1 | | 1 | 1 | 3 | 4 | 4 | 3 | 1 | 2 | 21 |
| EGPH (EDI) : Edinburgh | 1 | | | 2 | | 2 | 5 | 3 | 2 | 3 | 1 | 1 | 20 |
| EGNT (NCL) : Newcastle | | | | | 1 | | 4 | | 5 | 3 | 2 | 2 | 17 |
| EGNX (EMA) : Nottingham East Midlands | 3 | 4 | | 2 | | | | 1 | 1 | 2 | 2 | | 15 |
| EGGD (BRS) : Bristol | | | 1 | | | 1 | 4 | | 1 | 2 | 1 | 3 | 13 |
| EGKK (LGW) : London/Gatwick | | | | | | 1 | 2 | 1 | 4 | 3 | 1 | 1 | 13 |
| EGLC (LCY) : London City | | | | 1 | | | | 1 | | 3 | 4 | 3 | 12 |

Monthly Breakdown of all Laser Incident UK 2021

| January | February | March | April | May | June | July | August | September | October | November | December | Total |
|---------|----------|-------|-------|-----|------|------|--------|-----------|---------|----------|----------|-------|
| 26 | 30 | 22 | 19 | 16 | 27 | 61 | 52 | 63 | 85 | 77 | 58 | 536 |

World Wide Laser Incidents reported to UK CAA 2021



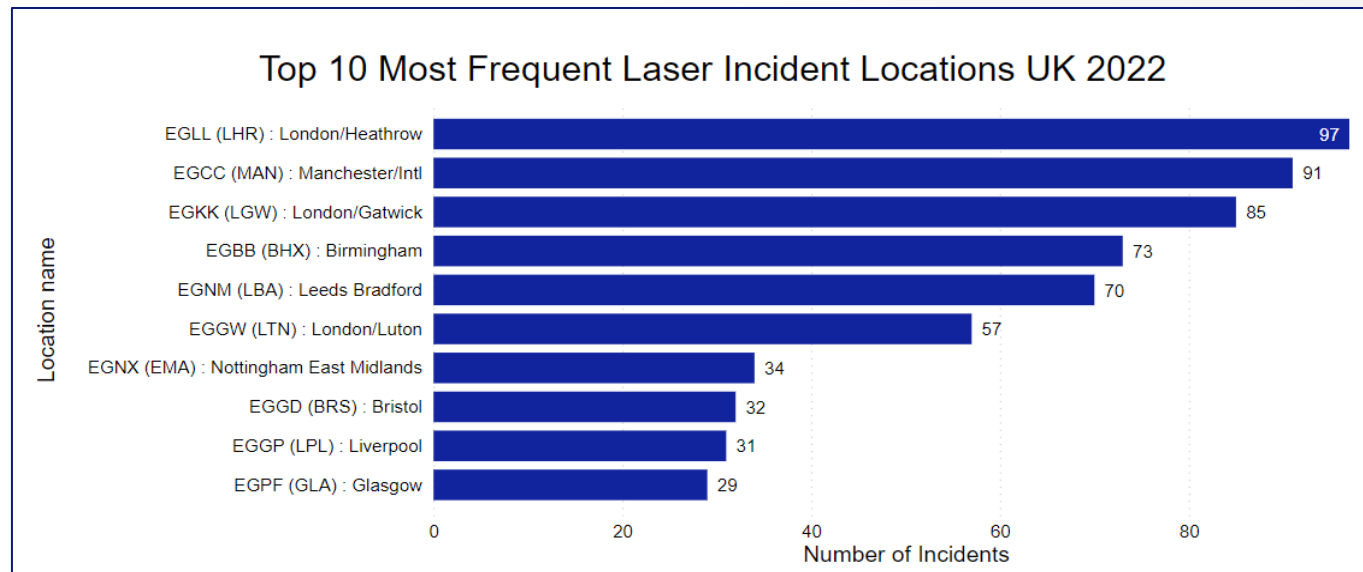
Monthly Breakdown of the Most Frequent Laser Incident Locations World Wide 2021

| Location name | March | April | June | July | August | September | October | November | December | Total |
|---------------------------------|-------|-------|------|------|--------|-----------|---------|----------|----------|-------|
| OPLA (LHE) : Lahore (Civil/Paf) | 1 | 1 | 1 | 1 | | | 1 | | | 5 |
| LBSF (SOF) : Sofia | | | | | | | | 1 | 2 | 3 |
| LATI (TIA) : Tirana/Rinas | | | | 1 | 1 | | | | | 2 |
| LIRQ (FLR) : Firenze | | | | | | | | 2 | | 2 |
| LPFR (FAO) : Faro | | | 1 | | | 1 | | | | 2 |
| EIDW (DUB) : Dublin | | | | | | | | | 1 | 1 |
| ESSA (ARN) : Stockholm/Arlanda | | | | | | | | 1 | | 1 |
| LCRA (AKT) : Akrotiri (Raf) | | | | | | | | 1 | | 1 |
| LFMN (NCE) : Nice Côte-d'Azur | | | | | | | | 1 | | 1 |

Monthly Breakdown of World Wide Laser Incident 2021

| January | February | March | April | May | June | July | August | September | October | November | December | Total |
|---------|----------|-------|-------|-----|------|------|--------|-----------|---------|----------|----------|-------|
| 1 | 1 | 5 | 2 | 2 | 2 | 4 | 3 | 8 | 4 | 9 | 3 | 44 |

UK Laser Incident 2022



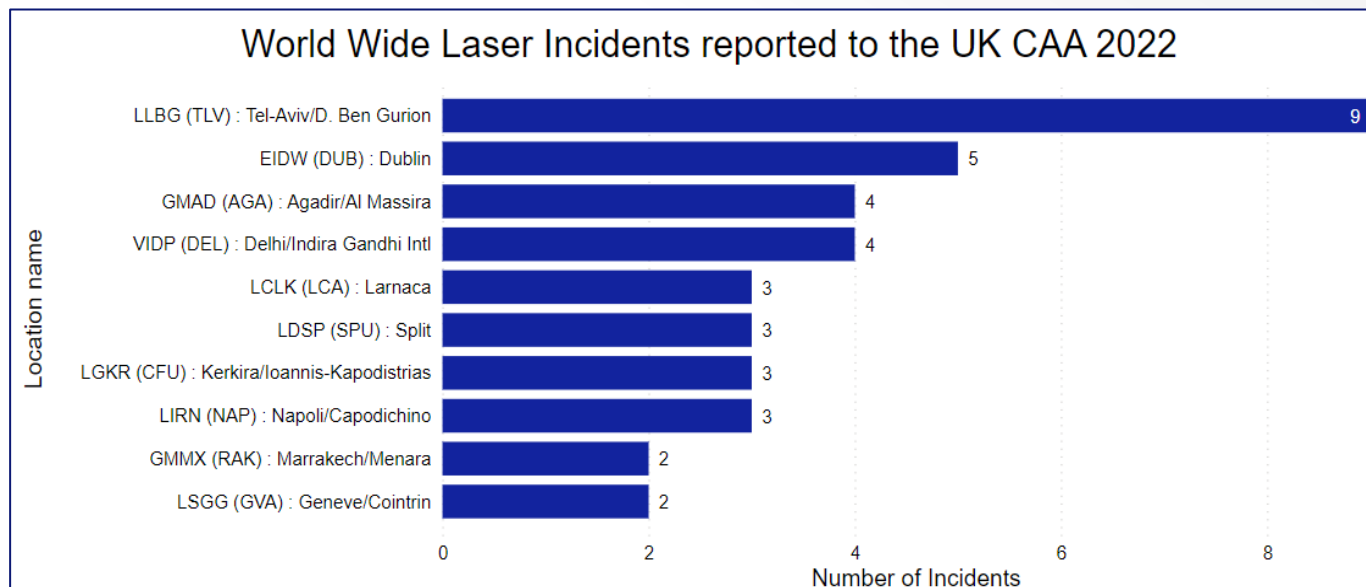
Monthly Breakdown of the Most Frequent Laser Incident Locations UK 2022

| Location name | January | February | March | April | May | June | July | August | September | October | November | December | Total |
|---------------------------------------|---------|----------|-------|-------|-----|------|------|--------|-----------|---------|----------|----------|-------|
| EGLL (LHR) : London/Heathrow | 6 | | 1 | 10 | 7 | 6 | 12 | 11 | 13 | 9 | 13 | 9 | 97 |
| EGCC (MAN) : Manchester/Intl | 10 | 5 | 3 | 11 | 6 | 13 | 12 | 7 | 7 | 7 | 6 | 4 | 91 |
| EGKK (LGW) : London/Gatwick | 3 | 4 | 4 | 9 | 13 | 10 | 12 | 15 | 5 | 4 | 2 | 4 | 85 |
| EGBB (BHX) : Birmingham | 2 | 2 | 4 | 5 | 3 | 4 | 7 | 12 | 9 | 12 | 8 | 5 | 73 |
| EGNM (LBA) : Leeds Bradford | | 2 | 3 | 5 | 4 | 5 | 9 | 15 | 7 | 9 | 4 | 7 | 70 |
| EGGW (LTN) : London/Luton | 1 | | 9 | 5 | 1 | 4 | 4 | 14 | 9 | 5 | 1 | 4 | 57 |
| EGNX (EMA) : Nottingham East Midlands | 1 | | 2 | 3 | | 2 | 7 | 7 | 1 | 8 | 3 | | 34 |
| EGGD (BRS) : Bristol | 1 | 1 | 1 | 1 | 1 | 2 | 7 | 6 | 1 | 4 | 2 | 5 | 32 |
| EGGP (LPL) : Liverpool | 1 | | 5 | 4 | | 5 | 3 | 6 | 2 | 2 | 1 | 2 | 31 |
| EGPF (GLA) : Glasgow | 5 | 3 | 1 | | 6 | 1 | 2 | 1 | 4 | 4 | | 2 | 29 |

Monthly Breakdown of all Laser Incident UK 2022

| January | February | March | April | May | June | July | August | September | October | November | December | Total |
|---------|----------|-------|-------|-----|------|------|--------|-----------|---------|----------|----------|-------|
| 59 | 51 | 69 | 69 | 59 | 73 | 118 | 153 | 139 | 119 | 74 | 62 | 1045 |

World Wide Laser Incidents reported to UK CAA 2022



Monthly Breakdown of the Most Frequent Laser Incident Locations World Wide 2022

| Location name | April | May | June | July | August | September | October | November | December | Total |
|---|-------|-----|------|------|--------|-----------|---------|----------|----------|-------|
| LLBG (TLV) : Tel-Aviv/D. Ben Gurion | 1 | 1 | 1 | 2 | 3 | | | | 1 | 9 |
| EIDW (DUB) : Dublin | | | | | | | 1 | 1 | 3 | 5 |
| GMAD (AGA) : Agadir/AI Massira | | 1 | | 1 | 1 | | 1 | | | 4 |
| VIDP (DEL) : Delhi/Indira Gandhi Intl | | 1 | | | 2 | 1 | | | | 4 |
| LCLK (LCA) : Larnaca | | | 1 | | | | 2 | | | 3 |
| LDSP (SPU) : Split | | | | 2 | 1 | | | | | 3 |
| LGKR (CFU) : Kerkira/Ioannis-Kapodistrias | | | | 1 | 1 | 1 | | | | 3 |
| LIRN (NAP) : Napoli/Capodichino | | | 1 | | 1 | 1 | | | | 3 |
| GMMX (RAK) : Marrakech/Menara | | | | | | | | 1 | 1 | 2 |
| LSGG (GVA) : Geneve/Cointrin | | | | 1 | | | | | 1 | 2 |

Monthly Breakdown of World Wide Laser Incident 2022

| January | February | March | April | May | June | July | August | September | October | November | December | Total |
|---------|----------|-------|-------|-----|------|------|--------|-----------|---------|----------|----------|-------|
| 5 | 4 | 1 | 5 | 8 | 13 | 18 | 27 | 13 | 8 | 6 | 9 | 117 |

Overall Summary of Laser Incidents 2009-22

Laser Incidents UK

| Years | Jan | Feb | Mar | Apr | May | Jun | Jul | Aug | Sep | Oct | Nov | Dec | Total |
|-------|-----|-----|-----|-----|-----|-----|-----|-----|-----|-----|-----|-----|-------|
| 2009 | 23 | 34 | 34 | 37 | 30 | 33 | 57 | 86 | 118 | 146 | 96 | 52 | 746 |
| 2010 | 69 | 49 | 68 | 65 | 59 | 72 | 160 | 228 | 290 | 252 | 127 | 61 | 1500 |
| 2011 | 111 | 92 | 109 | 142 | 90 | 84 | 147 | 278 | 314 | 254 | 162 | 129 | 1912 |
| 2012 | 130 | 104 | 125 | 76 | 53 | 50 | 107 | 215 | 245 | 198 | 160 | 108 | 1571 |
| 2013 | 102 | 88 | 49 | 66 | 62 | 57 | 125 | 245 | 168 | 176 | 148 | 110 | 1396 |
| 2014 | 88 | 95 | 126 | 68 | 66 | 60 | 147 | 209 | 156 | 184 | 131 | 108 | 1438 |
| 2015 | 107 | 86 | 90 | 67 | 62 | 58 | 119 | 197 | 190 | 170 | 155 | 138 | 1439 |
| 2016 | 133 | 152 | 97 | 63 | 38 | 55 | 81 | 109 | 171 | 137 | 122 | 92 | 1250 |
| 2017 | 76 | 52 | 75 | 75 | 44 | 58 | 77 | 122 | 98 | 116 | 120 | 76 | 989 |
| 2018 | 70 | 45 | 35 | 33 | 62 | 55 | 68 | 104 | 92 | 91 | 65 | 55 | 775 |
| 2019 | 67 | 76 | 73 | 57 | 80 | 57 | 93 | 151 | 105 | 90 | 59 | 85 | 993 |
| 2020 | 65 | 60 | 47 | 15 | 17 | 8 | 30 | 63 | 61 | 49 | 29 | 47 | 491 |
| 2021 | 26 | 30 | 22 | 19 | 16 | 27 | 61 | 52 | 63 | 85 | 77 | 58 | 536 |
| 2022 | 59 | 51 | 69 | 69 | 59 | 73 | 118 | 153 | 139 | 119 | 74 | 62 | 1045 |

Laser Incidents Involving UK Operators Overseas

| Years | Jan | Feb | Mar | Apr | May | Jun | Jul | Aug | Sep | Oct | Nov | Dec | Total |
|-------|-----|-----|-----|-----|-----|-----|-----|-----|-----|-----|-----|-----|-------|
| 2009 | 2 | 3 | 5 | 3 | 8 | 7 | 9 | 18 | 15 | 10 | 19 | 26 | 125 |
| 2010 | 19 | 9 | 21 | 24 | 17 | 30 | 33 | 56 | 34 | 19 | 15 | 9 | 286 |
| 2011 | 13 | 3 | 14 | 29 | 19 | 23 | 48 | 91 | 65 | 30 | 17 | 14 | 366 |
| 2012 | 14 | 7 | 14 | 6 | 12 | 20 | 29 | 49 | 28 | 20 | 12 | 7 | 218 |
| 2013 | 17 | 23 | 25 | 17 | 15 | 31 | 53 | 59 | 28 | 32 | 12 | 17 | 329 |
| 2014 | 10 | 16 | 13 | 21 | 19 | 25 | 44 | 67 | 45 | 29 | 16 | 12 | 317 |
| 2015 | 16 | 10 | 22 | 22 | 17 | 39 | 37 | 70 | 47 | 34 | 20 | 18 | 352 |
| 2016 | 15 | 23 | 18 | 18 | 17 | 23 | 32 | 46 | 24 | 24 | 19 | 16 | 275 |
| 2017 | 11 | 13 | 14 | 9 | 18 | 21 | 40 | 41 | 33 | 27 | 11 | 5 | 243 |
| 2018 | 13 | 8 | 15 | 12 | 11 | 13 | 14 | 32 | 17 | 11 | 11 | 9 | 166 |
| 2019 | 8 | 15 | 9 | 5 | 11 | 16 | 18 | 24 | 24 | 36 | 12 | 9 | 187 |
| 2020 | 7 | 10 | 2 | 3 | 6 | 3 | 6 | 15 | 5 | 11 | 1 | 3 | 72 |
| 2021 | 1 | 1 | 5 | 2 | 2 | 2 | 4 | 3 | 8 | 4 | 9 | 3 | 44 |
| 2022 | 5 | 4 | 1 | 5 | 8 | 13 | 18 | 27 | 13 | 8 | 6 | 9 | 117 |